

TIME FOR ENGLISH

STUDENT'S BOOK

PRIMARY TWO
First Term

Unit 1

Meeting people

مقابلة الناس



مع تمنياتي بالتفوق

مستز أحمك الخولي.

مدرس أول لانه إنجليزيه

٠١٢١٣٥٨٣١٨٤

٠١١١٤٦٠٤٩٧٩

Vocabulary كلمات الوحدة الأولى

أهلا 	ولد 	بنت 
Hello	boy	girl
رجل 	امراة 	عروسه تحرك باليد 
man	woman	puppet
طفل رضيع 	طائر 	قلم 
baby	bird	pen
قلم رصاص 	بيانو 	بيتزا 
pencil	piano	pizza
سبطة 	دراجة 	فول 
bag	bike	beans
حزام 	خوخ 	فطيرة 
belt	peach	pie

دبوس	إناء	بصع
		
pin	pot	put
جرس	كتاب	كرة
		
bell	book	ball
سعيد	حزين	طائرة ورق
		
happy	sad	kite

Conversation Time

وقت المحادثة

Unit 1

Lesson 1

Page 1

1 In the Neighbourhood

Conversation Time

A. Listen and repeat.
B. Listen and find the speakers.
C. Role-play the conversation with a partner.

Good morning.
Hello! How are you?
Fine, thank you.




Good morning.

Hello! How are you?

Fine, thank you.

Match

وصل

Good morning.

Hello! How are you?

Fine, thank you.

Finish

أكمل

good

you

How

1- morning.

2- Hello! are you?

3- Fine, thank

مع تمنياتي بالتفوق

مستشار أمن الخولي.

مدرس أول لله إنجليز

٠١٣١٣٥٨٣١٨٤

٠١١١٤٦٠٤٩٧٩

Circle

ضع دائرة

puppet



man



woman



girl



boy



Write the letters

A

B

C

D

E



..... Sokkara.

..... Puppet.

..... boy.

..... Kareem.

..... girl.

مع تمنياتي بالتفوق

مستر أحمد الخولي

مدرس اول لغة إنجليزية

١٣١٣٥٨٣١٨٤

٠١١١٤٦٠٤٩٧٩

Trace and copy

apple

arm

bus

bird

Practice Time

وقت الممارسة

Unit 1

Lesson 3

Page 3

Practice Time

A. Listen and repeat.

I'm Mona.
a girl.
I'm * I am

You're Kareem.
a boy.
You're * You are

B. Listen and repeat. Then practice with a partner.

1. I'm Mona. I'm a girl.



2. You're Kareem. You're a boy.



3. I'm Kareem. I'm a boy.



4. You're Mona. You're a girl.



5. I'm Sokkara. I'm a puppet.



6. You're Sokkara. You're a puppet.



C. Look at page 2. Point to the picture and practise with a partner.

D. Listen and sing along. (See "The Kareem and Mona Song" on page 57.)

Practice Time

I'm Mona. I'm a girl.



You're Kareem. You're a boy.



A. Look and match.



I'm Sowad. I'm a puppet.

You're Mona. You're a girl.

You're Kareem. You're a boy.

I'm Kareem. I'm a boy.

You're Sowad. You're a puppet.

I'm Mona. I'm a girl.

B. Your turn. Draw and write.



A song



Hil I'm Mona. Hil I'm Mona.

I'm a girl. I'm a girl.

Hil I'm Kareem. Hil I'm Kareem.

I'm a boy. I'm a boy.

How are you, Kareem.

Fine, thank you, Mona.

Match



bag

bike

beans

belt



وصل

Circle

a

p



s

p



a

b



p

f



ضع دائرة

p

b



p

e



b

n



k

w



مع تمنياتي بالتفوق

مستشار أمن الخولي.

مدرس أول لغة إنجليزية

٠١٣١٣٥٨٣١٨٤

٠١١٤٦٠٤٩٧٩

Phonics Time

وقت الصوتيات

Unit 1

Lesson 4

Page 4

Phonics Time

A. Listen and repeat.



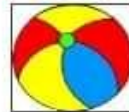
B. Does it begin with b? Listen and circle.



C. Does it begin with p? Listen and circle.



Write the first letter



...all



...ird



...oy



...ook



...iano



...izza



...encil

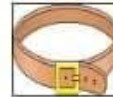


...en

Choose the word.



woman
man



bell
belt



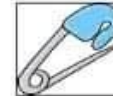
ball
pot



orange
peach



pie
belt



pin
bird

Listen and finish.

1- morning.

2- Hello! How you?

3-, thank you.

Phonics Time



A. Does it begin with b or p? Look and circle.



B. Match and say.



C. Look and write.



Test 1

1- Write the first letter



...appy



...ad



...ut



...all

2- Listen and finish.

1- morning.

2- ! How you?

3- , thank

3- Match the words.



piano



pizza



beans



belt



peach



man

4- Choose the word.



happy
sad



pen
bird



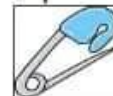
ball
pot



bell
peach



pie
belt




pin
bird

4- Match the letters.

-A
-R
-H
-I
-L

-h
-i
-l
-f
-a
-r

5- Look and complete.



It's a



They're

6- Look and write.



Is it a hen?



Is it a pen?

TIME FOR ENGLISH

STUDENT'S BOOK

PRIMARY TWO
First Term

Unit 2

In the field

في الحقل



مع تمنياتي بالتفوق

مستر أحمد الخولي

مدرس أول سنة ابتدائية

٠١٣١٣٥٨٣١٨٤

٠١١١٤٦٠٤٩٧٩

Vocabulary كلمات الوحدة الثانية

شجرة	شجرة صغيرة	فراشة
tree	bush	butterfly
وردة	سحابة	بحيرة
flower	cloud	lake
صعدقة	هذا للقرب	هذا للبعد
frog	this	that
حديقة	عبرة	نحلة
garden	goat	bee
ملك	ملكة	مفتاح
king	queen	key
طيارة ورق	لعبة	لبان
kite	game	gum

 go	 cat	 kitten
 play	 kick	 dog
 rabbit	 Thanks	 walk

Conversation Time

وقت المحادثة

Unit 2

Lesson 1

Page 9

2 In the Field

Conversation Time

A. Listen and repeat.

B. Listen and find the opposites.

C. Role-play the conversation with a partner.



Ah-choo!

Bless you!

Thanks.

 Ah-choo!
 Bless you!
 Thanks.

Match

وصل

Ah - choo.

Bless you

Thanks



Finish

أكمل

Thanks

you

choo

1- Ah -

2- Bless

3-

مع تمنياتي بالتفوق

مستر أحمد الخولي.

مدرس أول لغة إنجليزية

٠١٣١٣٥٨٣١٨٤

٠١١١٤٦٠٤٩٧٩



A. Read and match.

1. Ah-choo! 2. Bless you! 3. Thank you!



B. Unscramble, match, and write.

1. seed out → Ah-choo! _____
 2. Kanna → Bless you! _____
 3. hoodan → Thank you! _____

Trace and copy

Ah-choo. Bless you

Word Time

وقت الكلمات

Unit 2

Lesson 2

Page 10

Word Time

A. Listen and repeat.

1. tree 2. butterfly
 3. flower 4. cloud
 5. bird 6. lake

B. Listen and write the letter.

C. Point and say the words.

D. Listen and point.

E. Write the words. (See pages 60-62.)



Word Time



A. Look and circle.

1. tree cloud
 2. tree flower
 3. bird butterfly
 4. flower cloud
 5. flower tree
 6. bird tree

B. Look and write.

1. _____
 2. _____
 3. _____
 4. _____
 5. _____

Circle

ضع دائرة

tree



bush



butterfly



flower



cloud



Write the letters

A

B

C

D

E



king.

lake.

queen.

goat.

frog.

مع تمنياتي بالتفوق

مستر أحمد الخولي.

مدرس اول لغة إنجليزية

٠١٢١٢٥٨٣١٨٤

٠١١١٤٦٠٤٩٧٩

Trace and copy

this

that

bee

key

Practice Time

وقت الممارسة

Unit 2

Lesson 3

Page 11

Practice Time

A. Listen and repeat.

This is a butterfly.

That's a lake.

That's a lake.

B. Listen and repeat. Then practice with a partner.

1. This is a butterfly.

2. That's a lake.

3. This is a bird.



4. This is a flower.

5. That's a tree.

6. That's a cloud.



C. Look at page 10. Point to the picture and practice with a partner.

D. Listen and sing along. (See "This Is a Flower" on page 67.)

Practice Time

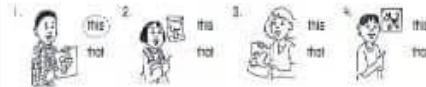


This is a butterfly.



That's a bird.

A. Look and circle.



B. Look and write.



1. _____ 2. _____
3. _____ 4. _____

A song



This is a flower.
That's a tree

This is a flower.
That's a cloud

This is a flower.
That's a bird

This is a flower.
That's a butterfly

Match



kite

game




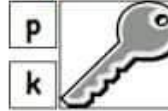
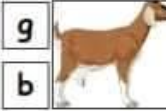

gum

go

وصل



Circle



مع تمنياتي بالتفوق

مسنر أمجد الخولي.

مدرس اردل لاند انجليزيه

٠١٣١٣٥٨٣١٨٤

٠١١١٤٦٠٤٩٧٩

Phonics Time

وقت الصوتيات

Unit 2

Lesson 4

Page 12

Phonics Time

A. Listen and repeat.



garden

girl

goat



king

key

kite

B. Does it begin with g or k? Listen and circle.

1.



g k

2.



g k

3.



g k

4.



g k

5.



g k

6.



g k

Write the first letter



...ick



...iss



...at



...abbit



...og



...itten

Choose the word.



this
that



garden
key



goat
bee



king
queen



king
queen



key
kitten

Listen and finish.

1- Ah-choo.

2- Bless

3- Thank

Phonics Time



A. Does it begin with g or k? Circle and write.



B. Which picture begins with the same sound? Circle.



C. Match and say.



Test 2

1- Write the first letter



...lower



...ueen



...utterfly



...ey

2- Listen and finish.

1- Ah-choo.

2- you.

3- you.

3- Match the words.



kite

bush

tree

go

garden

king



4- Choose the word.



tree
bush



garden
bird



king
pot



bell
rabbit



pie
dog



kitten
bird

4- Match the letters.

-K

-R

-O

-I

-G

-o

-i

-g

-f

-k

-r

5- Look and complete.



It's a



They're

6- Look and write.



Is it a pen?

.....



Is it a hen?

.....

TIME FOR ENGLISH

STUDENT'S BOOK

PRIMARY TWO
First Term

Unit 3

On the farm

في المزرعة



مع تمنياتي بالتفوق

مستر أحمد الخولي

مدرس أول لغة إنجليزية

٠١٢١٢٥٨٣١٨٤

٠١١١٤٦٠٤٩٧٩

Vocabulary كلمات الوحدة الثالثة

عزرة  goat	بقرة  cow	حصان  horse
دجاجة  chicken	حروف  sheep	قطه  cat
بطه  duck	دك رومي  turkey	كلب  dog
لبن  milk	مساحه  mop	شبكة  net
ليل  night	ممرضة  nurse	فأر  mouse
سجادة  mat	فرد  monkey	نقود  money

 صباح morning	 قمر moon	 جرائد newspaper
 فول سوداني nut	 عش nest	 قيلولة nap
 حمار donkey	 هدوء quiet	 دجاجة hen

Conversation Time

وقت المحادثة

Unit 3

Lesson 1

Page 17

3 On the Farm


Conversation Time

A. Listen and repeat.

B. Listen and find the speakers.

C. Role-play the conversation with a partner.

Sh! Be quiet!
Sorry.
That's okay.



Sh! Be quiet!



Sorry.



That's okay.

Match

وصل

Sh! Be quiet.

Sorry.

That's okay.



Finish

أكمل

sorry

okay

quiet

1- Sh! Be

2-

3- That's

مع تمنياتي بالتفوق

مستشار أمن الخولي.

مدرس أول لغة إنجليزية

• ١٣١٣٥٨٣١٨٤

• ١١١٤٦٠٤٩٧٩



A. Read and match.

1. Sh! Be quiet! 2. Sorry 3. That's okay



Trace and copy

Sorry. That's okay.

Word Time

وقت الكلمات

Unit 3

Lesson 2

Page 18

Word Time

A. Listen and repeat.



goat



cow



horse

chicken

sheep

cat

B. Listen and write the letter.

C. Point and say the words.

D. Listen and point.

E. Write the words. (See pages 60-62.)



Word Time



A. Look and match.



Man

Woman

Girl

Boy

Puppet

B. Write the letter.



1. _____ Man

2. _____ Woman

3. _____ Girl

4. _____ Boy

5. _____ Puppet

6. _____

Circle

ضع دائرة

goat



cow



horse



chicken



sheep



Write the letters

A

B

C

D

E



..... cat.

..... duck.

..... turkey.

..... dog.

..... milk.

مع تمنياتي بالتفوق

مستشار أمن الخولي

مدرس اول لغة انجليزية

• ١٣١٣٥٨٣١٨٤

• ١١١٤٦٠٤٩٧٩

Trace and copy

milk

dog

duck

turkey

Practice Time

وقت الممارسة

Unit 3

Lesson 3

Page 19

Practice Time

A. Listen and repeat.

What's this?

That's

What's this?

It's a goat.

It's a cow.

B. Listen and repeat. Then practice with a partner.



Phonics Time

وقت الصوتيات

Unit 3

Lesson 4

Page 20

Phonics Time

A. Listen and repeat.



B. Does it begin with m or n? Listen and match.



m



n



Write the first letter



...at



...et



...ight



...urse



...onkey



...oney

Choose the word.



woman
donkey



nap
belt



ball
nest



orange
nut



newspaper
belt



moon
bird

Listen and finish.

1- Shl Be

2-

3- That's

Phonics Time



A. Which picture begins with the letter? Write ✓.



B. Which pictures begin with the letter? Circle.

m



n



Test 3

1- Write the first letter



...oon



...uck



...est



...urkey

2- Listen and finish.

1- Sh! quiet .

2- sorry .

3- 's okay .

3- Match the words.



sheep

cat



net

mat



goat



morning



4- Choose the word.



happy
money



mouse
bird



ball
mop



horse
peach



pie
duck



milk
bird

4- Match the letters.

-W

-Q

-H

-P

-J

-h

-p

-j

-f

-w

-q

5- Look and complete.



It's a



It's a

6- Look and write.



Is it the sun?

.....



Is it a mop?

.....

TIME FOR ENGLISH

STUDENT'S BOOK

PRIMARY TWO
First Term

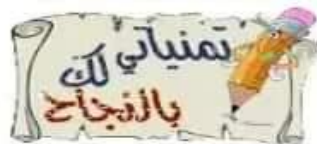
Unit 4

At the store

في المتجر



gg58698687 www.gograph.com



مع تمنياتي بالتفوق


مستر أحمد الخولي

مدرس أول لثاني إبتدائي

٠١٢١٢٥٨٣١٨٤

٠١١١٤٦٠٤٩٧٩

Vocabulary كلمات الوحدة الرابعة

متجر 	هدوء 	أستيكه 
store	quiet	eraser
مقلمة 	قلم 	قلم رصاص 
pencil case	pen	pencil
مسطرة 	طرايزة 	معلم-معلمه 
ruler	table	teacher
نمر 	عروسه لعبة 	كلب 
tiger	doll	dog
قطه 	مكتب 	أقلام ألوان 
cat	desk	crayon
١ 	٢ 	٣ 
one	two	three



Conversation Time

وقت المحادثة

Unit 4

Lesson 1

Page 29

4 At the Store

Conversation Time

A. Listen and repeat.

B. Listen and find the speakers.

C. Role-play the conversation with a partner.



Match

وصل

Here you are.

Thanks.

You're welcome.



Finish

أكمل

you

Thanks

are

1- Here you

2-

3- 're welcome

مع تمنياتي بالتفوق

مستر أحمد الخولي.

مدرس اول لغة إنجليزية

٠١٣١٣٥٨٣١٨٤

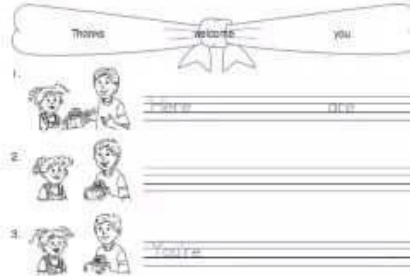
٠١١١٤٦٠٤٩٧٩

Here you are.

Thanks.

You're welcome.

A. Look and write.



Trace and copy

You're welcome.

Word Time

وقت الكلمات

Unit 4

Lesson 2

Page 30

Word Time

A. Listen and repeat.

1. pen 2. book
3. eraser 4. pencil
5. ruler 6. pencil case

B. Listen and write the letter.

C. Point and say the words.

D. Listen and point.

E. Write the words.
(See pages 40-42.)

Word Time



A. Write the letter.



1. book
2. eraser
3. pen
4. pencil
5. pencil case
6. ruler

Circle

ضع دائرة

store



quiet



eraser



pencil case



table



Write the letters

A

B

C

D

E



..... ruler.

..... notebook.

..... teacher.

..... doll.

..... pen.

مع تمنياتي بالتفوق

مستر أحمد الخولي

مدرس اول لثاني ايميليزيه

٠١٣١٣٥٨٣١٨٤

٠١١١٤٦٠٤٩٧٩

Trace and copy

tiger

quiet

dog

cat

Practice Time

وقت الممارسة

Unit 4

Lesson 3

Page 31

Practice Time

A. Listen and repeat.

Is it
a pen?
an eraser?

Yes, it is.

No, it isn't. It's
a pencil.

B. Listen and repeat. Then practise with a partner.

1. Is it a pen?

Yes, it is.

No, it isn't. It's a ruler.

Is it an eraser?

Yes, it is.

No, it isn't. It's a ruler.

3. Is it a book?

Yes, it is.

No, it isn't. It's a pencil case.

5. Is it a pen?

No, it isn't. It's a pencil.


Is it a ruler?

No, it isn't. It's an eraser.

Practice Time



A. Look and circle.



B. Read the question. Write the answer.

1. Is it a book? _____
2. Is it a ruler? _____
3. Is it an eraser? _____
4. Is it a pencil? _____

A song



Is it a pencil case?
No, it isn't.

Is it a book?
No, it isn't.

Is it a table?
Yes, it is.

Thanks.
You're welcome.

Match



one



two

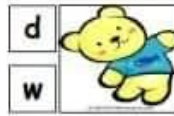

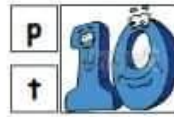

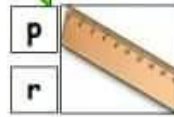



three



four

Circle



مع تمنياتي بالتفوق
مستشار أمن الخولي.

مدرس أول لانه إبتدائي

٠١٣١٣٥٨٣١٨٤

٠١١١٤٦٠٤٩٧٩

Phonics Time

وقت الصوتيات

Unit 4

Lesson 4

Page 32

Phonics Time

A. Listen and repeat.



B. Does it begin with d or t? Listen and write.



Write the first letter



...en



...ight



...ix



...ine



...even



...ive

Choose the word.



woman
pencil



store
belt



ball
notebook



tiger
peach



pie
ruler



table
bird

Listen and finish.

1- Here you

2-

3- 're welcome

Phonics Time



A. Does it begin with d or t? Write the word.

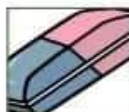


words: desk

words:

Test 4

1- Write the first letter



...raser



...uler



...tore



...iger

2- Listen and finish.

1- Here are .

2- Thanks .

3- 're welcome

3- Match the words.



ten

doll



teacher

table



pencil case

eight



4- Choose the word.



happy
quiet



bell
cat



seven
bird



desk
belt



ball
nine



crayon
bird

4- Match the letters.

-A
-R
-M
-F
-L

-m
-f
-l
-f
-a
-r

5- Look and complete.



It's a



They're

6- Look and write.



Is it a ruler?



Is it a pen?